


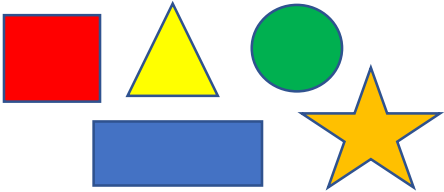
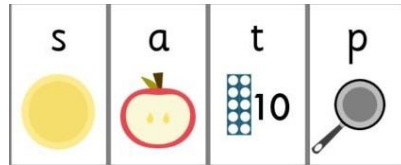


Nursery's Remote Learning Plan- 22.2.21

	Something to <b>read</b> ...	Something to <b>make</b> ...	Something to <b>sing</b> ...	Something to <b>count</b> ...
<p><b>What will my child be learning?</b></p>	<p>I can join in with my favourite stories and guess what will happen next.</p> <p>I know that stories have beginnings and endings and sometimes I guess how the story will end.</p> <p>I can listen to longer stories and talk about them.</p> <p>I can talk about the places and people in stories and the important things that are happening.</p> <p>I like to look at the pictures and words in books. I can show you words when we are outdoors.</p>	<p>I can use all sorts of building toys and empty cardboard boxes to make things.</p> <p>I make lines and piles of blocks, joining the pieces together to make things like houses and car parks.</p> <p>I know that I can use tools like scissors, spoons and hammers to do different things.</p>	<p>I can sing some familiar songs.</p> <p>I like joining in with dancing and ring games.</p> <p>I am beginning to move with rhythm, especially when I hear music I like.</p>	<p>I can use some number names and words like "more than" and "fewer than", when I am playing.</p> <p>I can say numbers in order from 1 to 10.</p> <p>I know that numbers tell me how many things there are altogether, like 8 biscuits on a plate.</p> <p>I can show interest in shapes by sustained construction activity or by talking about shapes or arrangements.</p> <p>I can show interest in shapes in the environment.</p>
<p><b>Magic Maths Monday</b></p>	<p>Read 'We're Going on a Bear Hunt' by Michael Rosen.</p>  <p><a href="https://youtu.be/kL36gMrHJaI">https://youtu.be/kL36gMrHJaI</a></p>	<p>Can you recreate your own bear hunt? You could go out and about looking for swishy swashy grass. Thick ooze mud. If you're unable to get out and about, could you use things you have around the house like the picture below?</p>  	<p>Watch the shape song and see if you can join in. Its very repetitive so easy to sing along.</p> <p><a href="https://youtu.be/TJhfl5vdxp4">https://youtu.be/TJhfl5vdxp4</a></p>	<p>'We're going on a shape hunt'</p> <p>Can you go on a 2D shape hunt around your house? See if your child can not only name the shapes they find but talk about the properties of each shape. How many sides does it have? Are there any corners? Are all the sides the same? Is it curved?</p> 

**Terrific Talkers Tuesday**

Today I would like us to recap on phase 2 set one letter sounds. These are the first four sounds we learnt s a t p. Its important to regularly recap practising both the sound and the action to ensure the sound awareness is embedded.



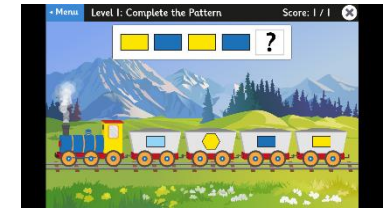
<https://youtu.be/uy2C014cX9o>

Using your knowledge of the sounds we have learnt and recapped on this morning, can you do a 'sound sort'. Grown ups if you could gather a few objects from around the house beginning with various sounds and ask your child to match them to their initial sound s a t p.



Sing a selection of your child's favourite nursery rhymes. Are there any household objects you could use as props?

<https://www.topmarks.co.uk/ordering-and-sequencing/shape-patterns>



click on the link to complete the 2d shape patterns.

**World Around Us Wednesday**

Today's story is Freddy and Flora's Quest for Fairness. Watch as Freddy and Flora's mum explains what Fairtrade means.



<https://youtu.be/dFpeIi-YAnM>

Watch Pablo the Super Banana talk about where he comes from. This is an introduction for the children to Fairtrade.

<https://schools.fairtrade.org.uk/teaching-resources/pablo-the-super-banana/>



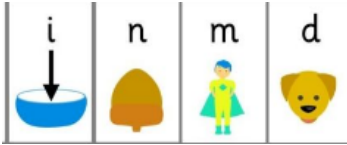



Pablo is a Super Banana! Have a go at making your own Super Banana cape or Super Banana mask.

Watch and learn the harvest song 'Cauliflower's fluffy'

<https://youtu.be/PukdaXUzgOU>

<https://www.topmarks.co.uk/learning-to-count/teddy-numbers>

click on the link to play the Counting Teddies game. Select the numbers that your child is working on.

<p><b>Think about.....</b> <b>Thursday</b></p>	<p>Today I would like us to recap on phase 2 set 2 letter sounds. These are the 2nd four sounds we learnt i n m d. It's important to regularly recap practising both the sound and action to ensure the sound awareness is embedded.</p>  <p><a href="https://youtu.be/YWnG1XZj9aM">https://youtu.be/YWnG1XZj9aM</a></p>	<p>Have a go at creating your own Bear from Monday's story. You could use paint, pens, material, even food! Have a look at the pictures beneath to give you some ideas. Is your bear a friendly bear or a fierce bear? Can you give him/her a name?</p> 	<p>Get moving with this Teddy Bear song. Join in with the actions.</p> <p><a href="https://youtu.be/76wc4xdgzGk">https://youtu.be/76wc4xdgzGk</a></p>	<p>Use your number flash cards to play 'number thief'. Can you spot the missing number? Take turns and remember to close your eyes!</p>
<p><b>Fabulous</b> <b>Fine motor</b> <b>Friday</b></p>	<p>Today's story is one of Miss Brennan's favourites! It's called Jack and the Flum Flum Tree.</p>  <p><a href="https://youtu.be/LW58y9Wi3E8">https://youtu.be/LW58y9Wi3E8</a></p>	<p>Join me at 10am again for another dough disco!</p> 	<p>Sing 'Tommy Thumb' or 'One little Finger' and get those busy fingers working!</p> <p><a href="https://youtu.be/eB VqcTEC3zQ">https://youtu.be/eB VqcTEC3zQ</a></p>	<p>Click the link to play Shape monsters. Can you feed the monster the correct shape?</p> <p><a href="https://www.topmarks.co.uk/early-years/shape-monsters">https://www.topmarks.co.uk/early-years/shape-monsters</a></p> 