









Nursery's Remote Learning Plan- 11.1.21

	Something to read ...	Something to make ...	Something to sing	Something to count ...
<p>What will my child be learning?</p>	<p>I can join in with my favourite stories and guess what will happen next.</p> <p>I know that stories have beginnings and endings and sometimes I guess how the story will end.</p> <p>I can listen to longer stories and talk about them.</p> <p>I can talk about the places and people in stories and the important things that are happening.</p> <p>I like to look at the pictures and words in books. I can show you words when we are outdoors.</p>	<p>I can use all sorts of building toys and empty cardboard boxes to make things.</p> <p>I make lines and piles of blocks, joining the pieces together to make things like houses and car parks.</p> <p>I know that I can use tools like scissors, spoons and hammers to do different things.</p>	<p>I can sing some familiar songs.</p> <p>I like joining in with dancing and ring games.</p> <p>I am beginning to move with rhythm, especially when I hear music I like.</p>	<p>I can use some number names and words like "more than" and "fewer than", when I am playing.</p> <p>I can say numbers in order from 1 to 10.</p> <p>I know that numbers tell me how many things there are altogether, like 8 biscuits on a plate.</p>
<p>Magic Maths Monday</p>	<p>Recap on our story from last week. Can your child join in with the repeated refrains?</p>  <p>Don't worry if you don't have a copy of the book. You can watch Miss Brennans video again or here's another link for youtube.</p> <p>https://youtu.be/RoEvHK_mP4Y</p>	 <p>Play dough is lifeline in nursery for developing your childrens fine motor 'finger muscles'. Why not have a go at making your own? This easy recipe is what we use at school and as long as you keep it in an air tight</p>	<p>Sing '5 Little Monkeys'.</p> <p>The children love singing number rhymes and acting them out at nursery. If you have number cards, get your child to point to each number as they sing it.</p>	<p>Your magic maths challenge today is to make some sets of objects to match numbers to 5 (and then 10 for those that are ready). The idea is to use objects around your house! Maya and I are going to use empty containers that we are going to stick labels on 1-5. Then we are going to count dry pasta shapes making sure we have the right amount for each container. If you don't have any containers or pasta, you could make some number cards/ paper and collect some stones outside counting the</p>

		container or sealed food bag then it should last a couple of weeks.		right number of stones onto each written number. Good luck and don't forget to send me your photos!
Terrific Talkers Tuesday	<p>Don't worry if you don't have a copy of the story. Click on the link below.</p>  <p>https://youtu.be/oA-4EIJ67hc</p>	<p>Can you use things you have around the house to make your own car? Maybe you have construction sets that have wheels? Or maybe you could pretend the sofa is your car. What could you find around the house to use for the wheels and the steering wheel? Remember to encourage your child to be a 'terrific talker'. Listen to their ideas. I can't wait to see your photos.</p>	<p>Can you play/ chant/ sing/ "I went to the shops and I bought a....." The idea is to take turns with your child, adding something to the shopping list each time. Each person has to remember everything on the list in the right order before adding their own item. This is great for your child's communication and language skills!!</p>	<p>https://www.topmarks.co.uk/learning-to-count/teddy-numbers</p> <p>Click on the link to have a go at this online counting game. If your child is confident at recognising numbers to 10 the select numbers to 10 or 15. If your child still needs to consolidate numbers to 5 then click on 0-5.</p>

<p>World Around Us Wednesday</p>	<p>Don't worry if you don't have a copy of the story. Click on the link below.</p>  <p>https://youtu.be/RMSCgmXHWok</p>	<p>Your 'wonderful world around us' challenge today is to make a boat that floats!! I've included some pictures to give you some ideas. Good luck everyone. This might be something the whole family could get involved with. Big brothers and sisters may have learned about floating and sinking in science. Don't worry about making it look good, the challenge is to make it 'float'.</p>  	<p>Sing 'Row Row Row your Boat'. Can your child remember the actions? Sit opposite them on the floor holding hands to simulate the boat. Can they remember the version with the animals in?</p>	<p>If you go on a walk today, make it a number hunt! Look out for numerals in the environment. Door numbers, car registrations, bus numbers, shop windows... numbers are literally all around us!</p>
<p>Think about..... Thursday</p>	<p>This is a lovely story about journeys and friendship. Use this book to begin to 'think about' what makes a good friend?</p>  <p>Ask your child about their school friends. Do they have friends at home? Why do they like to play with certain friends? Is it because they're fun? Are they kind? Would</p>	<p>Can you draw a picture for a friend in nursery? Upload it on class dojo to your profile and I will share it with your friend. Include any message your child wants to pass on.</p>	<p>Sing 'The Wheels on the Bus'. Can your child remember the actions? Can they add more verses to the song like their friends names e.g. Sally on the bus goes skip skip skip..... or even add silly verses like the monkeys on the bus go jump jump jump....</p>	<p>Have a go at this online underwater counting game. Select 0-5 or 0-10 depending on your child's ability.</p> <p>https://www.topmarks.co.uk/learning-to-count/underwater-counting</p>

	<p>they like to play with someone that doesn't take turns? Why not?</p> <p>https://youtu.be/cRAAQ8EWzig</p>			
<p>Fabulous Fine motor Friday</p>	 <p>https://youtu.be/WMR4HThpVmY</p>	<p>Tune into ClassDojo at 10am for Miss Brennan's live 'Dough Disco'. Your child will need a small piece of play dough (the size of their palm). If you don't have any play dough, they could use a damp sponge and still join in with our 'fabulous fine motor' activities.</p>	<p>Sing 'Tommy Thumb' or 'One little Finger' and get those busy fingers working!</p> <p>https://youtu.be/eBVqcTEC3zQ</p>	<p>Have a go at drawing around your hands. Count your fingers and number them. Grown ups you may need to write the numbers. You could cut them out and use them for further counting games.</p>