

Nursery School closure activity ideas to try at home – Week 3

Personal, Social and Emotional Development

Continue to:

- Play games; take turns and play by the rules.
- Share things; share out snacks or toys or bricks and encourage little ones to do so as well.
- Help set the table at meal times.
- Help pair up the socks.
- Tidy up and put toys away.

Talk about their likes and dislikes, feelings and emotions

I feel happy when.....?
I feel sad when.....?
I feel excited when.....?
I feel angry when....?



Communication, Language and Literacy

Continue to share story books together to help your child with early reading skills.

I spy

Play 'I Spy' games. Can you find a picture of a? How many.... can you see?


Ask questions

Ask questions about the story as you read it eg. What was the story about? Who was in the story (which characters) Why did that happen? What do you think will happen next? What was the favourite part of the story? Why?

Make it fun.

Enjoy reading together. Give the characters funny voices and engage with the pictures.

Phonics – Phase 1 – Voice sounds




Physical Development

Gross motor

PE with Joe on youtube 9.am weekdays.

Throwing activities are great for developing a child's hand-eye coordination, and gross motor skills. There are lots of throwing activities you can try at home such as; throwing balls through hoops or at a target, aiming an object at a large target board or set of cans.




Fine motor



Maths

Continue to count, count and count some more!

Create your own hop scotch to help with counting and number recognition (Great for balance and physical development too!)



Use favourite toys to teach new words which describe position.

under

behind


In front

above

next to

on top

between



Creative

If you fancy being extra creative how about making up your own stories together!

Creative play is a great way for children to express themselves and develop their imaginations. Why not have a go at making your own musical instruments using cardboard boxes, tubes, empty tubs, elastic bands and then teach your child to bang, shake and scrape the instrument to a simple rhythm.

Make believe is great for children. You can use anything around the house to create a magical place. Sheets for dens or caves, boxes can become anything from a car to a spaceship to a boat. Anything!



Continue to sing songs and make up your own dances to music.

Knowledge and Understanding of the World

If you don't have buttons children could trace over the pattern with their finger, a pen, or crayons. You could also use a paint brush with water on the path outside. Anything to get those little fingers busy!

This half term our class topic is '**Growing Plants**'

If you are able to get out for a walk it would be lovely if you could go on a 5 senses scavenger hunt. If not this is still be great fun to do indoors!

Look out for something that :

- Is smooth
- Is rough
- Makes a noise
- Is round
- Is yellow
- Came from a plant
- Is long
- Has a smell
- Is red
- You can eat
- Is soft

Encourage language and communication skills by asking questions and encouraging your child to discuss what they have found.