


Nursery School closure activity ideas to try at home – Summer Term 1.6.20

Topic – The Seaside/Under the Sea

Personal, Social and Emotional Development

What makes a good friend? (Links to Starry-Eyed Stan)



Can you think what makes a good friend and ask a grown up to write responses on each of the octopus' tentacles.

Mindfulness

Free Kids' audio books are available now. Listen and chill with your little ones and discover a mindfulness exercise in every story.

Listen to Churchy and the Crabby Crabs

<https://play.acast.com/s/little-chapters-of-chill/2188e90d-a2de-4031-aa42-977e354e3932>

Watch this short video together to help your child learn about sun safety.

<https://www.bbc.co.uk/cbeebies/watch/sun-safety-for-kids>



Tips for Staying Safe in the Sun

Communication, Language and Literacy Let's get reading together.

Continue to have fun and share story books together to help your child with early reading skills. So why not have a go at this challenge!

For the next 30 days (All of June) We'd like you and your child to read or listen to at least one story every day. Keep a record of the stories read and your child will be awarded with a either a gold, silver or bronze certificate.

This can be an audio book or from the internet. However, real books are still best!

Handling books is really important for little ones, knowing how to turn the pages, knowing to read from left to right and top to bottom, pointing at words and talking about the pictures are key skills that children learn through books.

CBeebies has some great information for parents too.

<https://www.bbc.co.uk/cbeebies/grownups/making-time-for-books-at-home>



Read the story using the powerpoint link below.

<https://www.twinkl.co.uk/resource/us-l-440-starry->


Physical Development

Physical activities for kids –

[home.https://www.romper.com/p/10-online-exercise-yoga-kid-classes-to-make-up-for-pe-22627985](https://www.romper.com/p/10-online-exercise-yoga-kid-classes-to-make-up-for-pe-22627985)

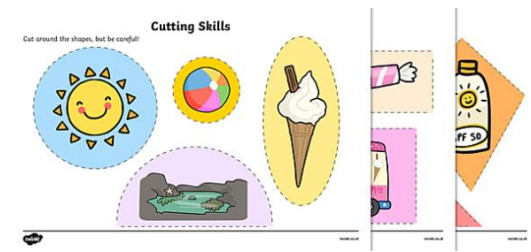
Move in a range of ways – Seaside theme.

Can you make up your own set of movements?



Continue to practise the development of fine motor skills. Threading, cutting, tearing, squeezing, joining with construction, playing with playdough.

Twinkl have these available to download to practise cutting skills.



It would be great for the children going into Reception to practise writing their first name.

Please stick to lower case letters apart from their initials. Letter formation sheets are available to download on Twinkl.



[eyed-stan-story-powerpoint-english](#)

This Twinkl Originals story is a touching tale that teaches children the importance of friendship and working as a team. All of the ocean creatures agree that Stan is the most talented singing starfish in the bay but when danger strikes, will Stan's talent save the day?

Was Stan a good friend? Why not? How did Jay help Stan? What did Stan do, to say thank you?

Let's get talking!

Ask your child open ended questions. This encourages children to answer with more than just a yes or no!

For example:

What was your favourite part of the day? Why?

What makes a nice friend?

What is one good thing you are really good at?

If you could be any animal what would you be? Why?

If you could meet someone special who would it be and why?

What is your favourite toy

What can you hear outside?


Phonics – Phase 1 – Phonics Play

<https://new.phonicsplay.co.uk/resources/phase/1>

Username: **march20**

Password: **home**

Select Phase 1 interactive resources to practise listening phonic skills.



www.twinkl.co.uk

If you don't have a printer you could take a look at the formation for the letters in your child's name and make a simple name card. Start with tracing over or using a yellow pen for the children to over write


Encourage your child to start at the red dot and follow the formation correctly.



Maths

Count, count and count so more!

Have a go at making your own set of cards ice cream cones. Practice counting out loud to make the correct amount.



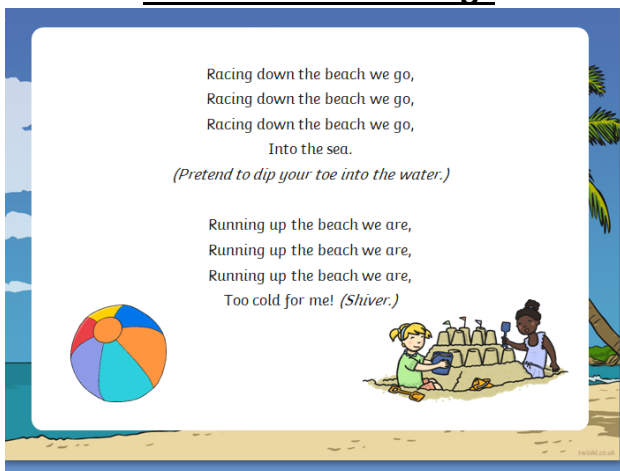
Try this:

Encourage your child to hold up five fingers for this rhyme and take away a finger after each verse.



Creative

Learn these new songs



Knowledge and Understanding of the World

Look at the photographs posted showing the growth of the bean plant. Ask your child to share their understanding of plant growth by asking these questions.

What do plants need to grow? Why?

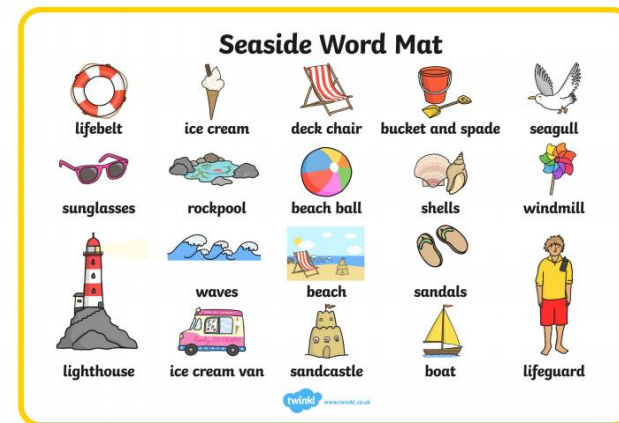
Where is the best place to put the pot for the bean to grow? What will happen to the plant if it isn't watered?

The progress of the bean plant will continue to be posted during the weeks ahead.



Our new topic for this half term is -
The Seaside/Under the Sea.

Key vocabulary to learn:



<https://www.bbc.co.uk/cbeebies/watch/playlist-number-raps>

Teddy counting etc

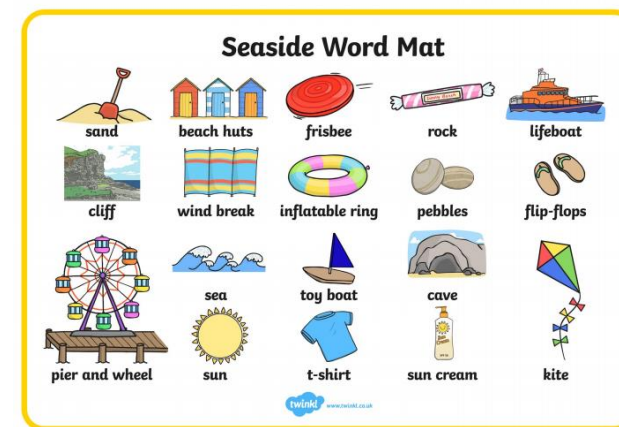
<https://www.topmarks.co.uk/maths-games/3-5-years/counting>

- ✦ Continue to reinforce the language of height at every opportunity.

Short, shorter, shortest, tall, taller, tallest

Continue to reinforce positional language whilst playing indoors, outdoors or even out for a walk.

On top, behind, next to, inside, above, under



Talk to your child and ask what they already know about the seaside.

What might they see there?

Have they ever been?

What could you take to the beach?

What might you wear?

What could you build?

How does the sand feel?

How could we keep cool at the seaside?

How can we keep safe?

Make your own seaside picture/ cut and stick

<https://www.twinkl.co.uk/resource/seaside-cut-out-and-stick-t-tp-7122>



Activity

Support children to make their own ice lollies by freezing fruit squash or juice (you could even add fruit)
Talk about what happens to liquids in the freezer. What will happen to the ice lollies when they come out of the freezer? Why?

Where would you eat your lolly if you didn't want it to melt? Where would a lolly melt the quickest? Why?

